

**POSTURAL DISORDERS REEDUCATION AT
HEMIPARESIS PATIENTS WITH THE MBT
PHYSIOTHERAPY DEVICE, EVALUATED USING
BAROPODOMETRIC PLATFORM.**

Thaddeus Francisc Danelciuc¹

¹The Chronicle Neuropsychiatric Hospital Siret, Romania

Keywords: physiotherapy, assessment, recovery, balance, physical therapy device.

Abstract

Postural control disorders represent one of the biggest problems in the recovery of CVA patients. Lately attention is given to posture maintaining analysis and mechanism of movement initiation. So postural control is another area where research and controversies are extremely numerous.

Introduction.

The ability to control body position is a fundamental condition in daily activities. Therefore, restoring the function of postural control after CVA is a crucial objective in the recovery process.

Coordination possibilities are manifested in different forms, one of them being capacity to balance, with a major role in static, walking, daily activities of post CVA patients. The conducted study aims to highlight the benefits that can be provided by a proper equipment and judiciously used in a post CVA recovery, both to assess balance using electronic baropodometry and training (recovery) using MBT physiotherapy devices. (Figure 1)



Figure. 1 - MBT physiotherapy device

An important difference between MBT and regular footwear is that the center of gravity is designed exactly on the balance zone in MBT (while in regular footwear the projection is in front). When walking, the foot touches the ground before the center of gravity screening, causing a faulty walk (higher steps). According to the 3rd principle of physics – *each action has a reaction* – the force that the earth reacts to the body will be eccentric, stressing the joints. In MBT, because of instability and rolling motion, the center of gravity moves at the same time with the body and we are bind to do smaller steps, because of the support limb instability, so we can rebalance.

In standing, MBT produces a substantial increase in range of motion of the center of pressure, leading to increased muscle activity to maintain the body's postural balance. Prolonged use of MBT leads to gradual rise even to this area. In conclusion, MBT acts as a physiotherapy device (Calgary).

While walking, MBT significantly decreases the body's forward tilting, subjects taking a more upright position.

In MBT there is significant increase in the maximum dorsal flexion angle and decrease in plantar flexion degree after the initial contact with the ground.

Material and method

Bobath Concept - applied in post CVA postural balance recovery;

Stabilography - objective tool to evaluate quantitative and qualitative balance disorders;

Positional biofeedback on the stabilographic platform – used in postural disorders post CVA rehabilitation, allows not only evaluation of the effectiveness of this method, but the clarification through it of possible development of postural stability mechanisms in patients with post CVA hemiparesis.

MBT physiotherapy device

MBT physiotherapy device, according to studies has significant potential to train the muscles needed in static and dynamic. This study aims MBT use as training therapeutic device in rehabilitation of patients with post CVA in postural instability cases, medium and long-term results being superior to conventional therapies.

The study had 40 patients, aged 45-60 years, which were included in the study (according to some criteria). Of them 27 were men and 13 women. From the group under study, 28 patients had ischemic CVA and 12 – hemorrhagic, at 22 patients the pathological outbreak was located in the right cerebral hemisphere, and 18 in the left.

In order to determine therapeutic exercise complex, for each period of recovery, was evaluated the balance dynamic restoration in dependency of the patients' motor deficit. Motor deficit was evaluated by the scale of the Medical Research Council (**MRC**). Thus the examined patients were divided in 2 groups, as follows: 26 patients with moderate hemiparesis, which obtained F3; and 14 patients with mild hemiparesis which obtained F4

In order to accomplish the study, both groups of patients diagnosed with mild and moderate hemiparesis, were randomly divided into 2 equal groups: one of active treatment (with MBT) and the second, the control group (without MBT)

The group with active treatment followed for twice a day for 45 minutes, for a 4 week period, kinetic recovery sessions, in which MBTs were used for performing different exercises, positions. (Figure 2)

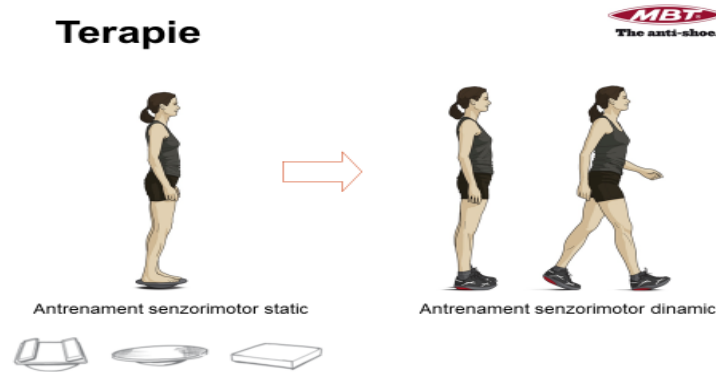


Figure. 2

To assess the evolution of orthostatic posture in terms of clinical and functional post CVA subject, before and after using the MBT device, we recall some of the clinical scales used:

- Assessment of motor shortage, after Medical Research Council (MRC) scale.
- Evaluation of pyramidal hypertonicity (central motor neuron damage) was used Modified Ashworth Scale – MAS, assessment scale of altered muscle tone (spasticity).
- Postural disorders were measured by applying Berg scale – to assess BBS balance (Berg Balance Scale);
- FIM, GIF, PASS rating scale (assessment scale in postural CVA disorder - Postural Assessment Scale for Stroke).

Results:

Following the evaluation made through electronic baropodometry (baropodometric platform) were obtained data on the static print (static state evaluation). The relationship between the plantar surface and the supporting surface.

Below we have illustrated values in MM inferior limb patients as initial testing (Table 1) and final testing (Table 2), at the same group in which case oscillation center of balance evaluation is presented on the right lower limb.

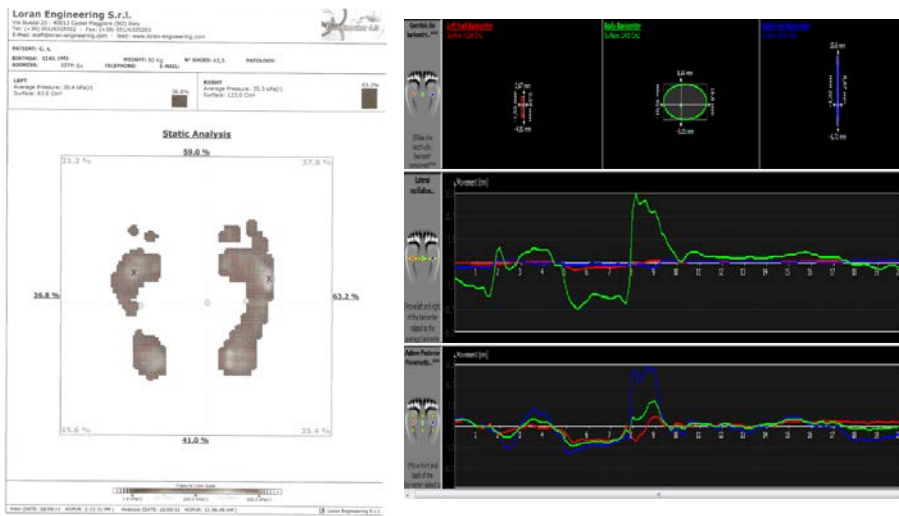


Figure. 3 – Baric pressure and center of pressure oscillations MM – MID

MM - MID T.I				
OLS	OLD	OA	OP	
-7,67	2,77	13,59	-9,24	
-3,82	1,55	11,68	-5,77	
-1,5	1,26	11,93	-17,72	

Table 1 – without MBT

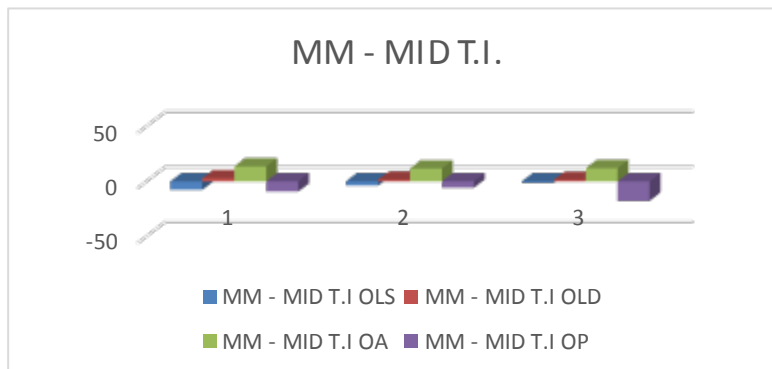


Figure. 4 dynamic of value oscillation evolution at MM group – right without MBT

MM-MID T.F.			
OLS	OLD	OA	OP
-3,83	2,9	14,24	-12,95
-1,88	1,03	6,47	-4,56
-1,35	0,91	3,71	-3,18

Table 2 – with MBT.

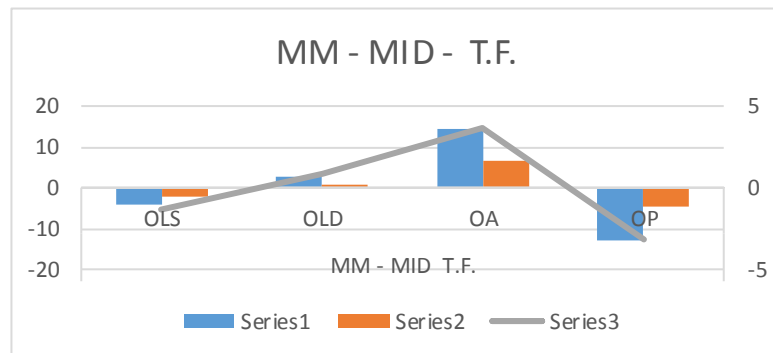


Figure. 5 dynamic of value oscillation evolution at MM group – right with MBT

After analyzing the recorded oscillation data it can be seen that patients who used MBT physiotherapy device in rehabilitation of postural control, in individuals after CVA, the average percentage of oscillation exercised on the lower limbs (in our case MID) experienced an improvement in final testing from the initial one.

In the case of the patients that completed the program without MBT device, the average percentage of inferior oscillation of the MBT by 3.8% compared to the experimental group patients.

Conclusions and Proposals

From these data we can conclude that the balance recovery with the MBT physiotherapy device is positive.

Through these methods can be evaluated and performed analysis on the parametric evolution dynamic or the regress of postural balance reeducation.

Recovering balance is particularly important in post CVA recovery. Classic recovery is a mean available to everyone, but the modern means as “tele-rehabilitation”, smart phones on which can be installed tracking apps, cholesterol, hypertension, triglycerides, different factors that can lead to CVA,

which can be monitored daily so it could tend to a CVA drop, because it's easier to prevent than to treat.

Bibliography:

1. Arsenie, C., *Tratat de neurologie. Partea I si II, Bucuresti, Editura Medicala, 1980.*
2. Baci, Gh., Teodorescu, I., Exarcu, *Fiziologia si fiziopatologia sistemului nervos. Bucuresti, Editura Medicala, 1978.*
3. Cristea, E., *Exercitii de gimnastica recuperatorie la hemiplefici. Bucuresti, Editura Medicala, 1984.*
4. Cordun, M., *Kinetologie medicala. Bucuresti, Editura AXA, 1999.*
5. Kiss, I., *Fiziokinetoterapie si recuperare medicala. Bucuresti, Editura Medicala, 1999.*
6. Kiss, I., *Recuperarea neuro-motorie. Bucuresti, Editura Medicala, 1989.*
7. Pendefunda, L., *Neurologie practica. Iasi, Editura Contact International, 1993.*
8. Robanescu, H., *Reeducarea neuro-motorie. Bucuresti, Editura Medicala, 1992.*
9. Radu, H., *Patologia unitatii motorii. Bucuresti, Editura Medicala, 1978.*
10. Sbenghe, T., *Kinetologia profilactica, terapeutica si de recuperare. Bucuresti, Editura Medicala, 1987.*

REEDUCAREA TULBURĂRILOR POSTURALE LA PACIENȚII CU HEMIPAREZĂ CU AJUTORUL DISPOZITIVULUI DE FIZIOTERAPIE MBT EVALUAT CU AJUTORUL PLATFORMEI BAROPOMETRICE

Tadeus Francisc Danelciuc¹

¹Spitalul de Neuropsihiatrie din Siret, Romania

Cuvinte cheie: reeducare, evaluare, recuperare, control postural, echilibru, dispozitiv de fizioterapie

Rezumat

Tulburările controlului postural reprezintă una din problemele actuale în recuperarea persoanelor cu AVC. În ultimul timp o atenție sporită se acordă analizei menținerii posturii și mecanismelor de inițiere a mișcărilor. Astfel, controlul postural constituie încă un domeniu în care căutărilor și controversele sunt extrem de numeroase.